

SATTLER

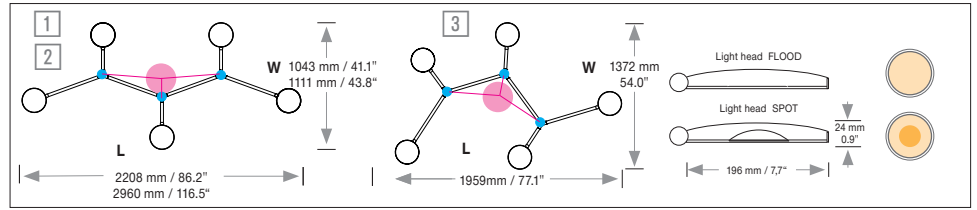
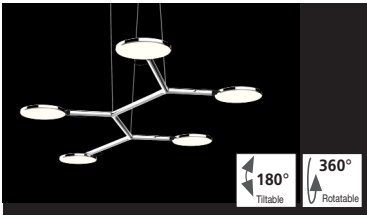
AVVENI PENDANT 5



Product-information: Aluminium structure with five light heads. Each light head can be taken off and is fully adjustable through a magnetic hinge system. Light heads are available as flood or spot versions (9 degree beam angle with lenses for 25, 36, and 60 degrees). Cable suspensions are adjustable.

Design: Ulrich Sattler | Michael Schmidt, Code2design

www.sattler-lighting.com



STRUCTURE

Type	L / W mm	L / W inches	LED Watt	weight kg ²⁾ / lbs ²⁾
1	L 2208 / W 1043	L 86.2" / W 41.1	max. 95 W	4,5 / 9.9
2	L 2960 / W 1111	L 116.5" / W 43.8	max. 95 W	4,7 / 10.4
3	L 1959 / W 1372	L 77.1" / W 54.0	max. 95 W	4,5 / 9.9

STRUCTURE

Type No.	Finish 1	DIM.	Power Supply Cable	Mounting Version
1128.	XX.	XX.	XX.	XX.
1129.	XX.	XX.	XX.	XX.
1130.	XX.	XX.	XX.	XX.
XXXX.	12	XX.	XX.	XX.
XXXX.	14	XX.	XX.	XX.
XXXX.	22	XX.	XX.	XX.
XXXX.	XX.	05	XX.	XX.
XXXX.	XX.	04	XX.	XX.
XXXX.	XX.	06	XX.	XX.
XXXX.	XX.	08	XX.	XX.
XXXX.	XX.	XX.	70	XX.
XXXX.	XX.	XX.	00	XX.
XXXX.	XX.	XX.	XX.	0x.

Finish 1 Structure	12 white matt RAL 9003	14 black matt	22 aluminium polished	Standard
------------------------------	------------------------	---------------	-----------------------	-----------------

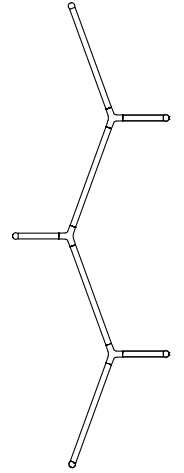
Dimmer	0 -10 V 1 -10 V DALI *CASAMBI *Each head separately switch- and dimmable	Standard Standard
---------------	---	------------------------------------

Power Supply Cable	power supply cable, silver 5000 mm, mounting version (B) without power supply cable, current-carrying suspension 3000 mm (F+R)	Standard
---------------------------	---	-----------------

Mounting Version	B Standard	F Suspension with canopy and 3 current-carrying steel cables 3000mm	R Suspension with 3 current-carrying steel cables 118.1" and 3 cavity wall boxes, power supply in suspended ceiling
-------------------------	---------------	--	--

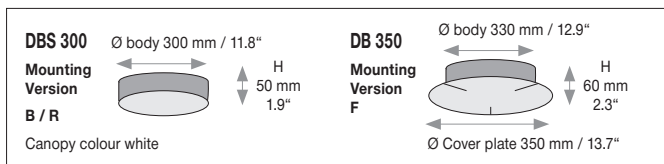
Order No. STRUCTURE

..... 0.



LIGHT HEAD

Type	Finish 2	Finish 3	LED		Kelvin	Beam angle	XX	XX	XX		
			XX	XX							
Type	XX.	XX.	XX	XX	XX	XX	XX	XX	XX		
Finish 2 Light head outside ring	12 white matt RAL 9003	62 (14) black matt	22 aluminium polished	Standard	XX.	12	XX.	XX	XX	XX	XX
					XX.	62	XX.	XX	XX	XX	XX
					XX.	22	XX.	XX	XX	XX	XX
Finish 3 Light head top cover	60 silver anodised	61 gold anodised	62 black anodised	Standard	XX.	XX.	60	XX	XX	XX	XX
					XX.	XX.	61	XX	XX	XX	XX
					XX.	XX.	62	XX	XX	XX	XX
LED 36V, CRI >95		Extra warm-white 2700 K	Warm-white 3000 K	Neutral-white 4000 K	XX.	XX	XX.	27	XX.	XX	XX
					XX.	XX	XX.	30	XX.	XX	XX
					XX.	XX	XX.	40	XX.	XX	XX
Beam Angle	FLOOD	5 x 17 W 1344 ¹ Lumen	SPOT 9°	19 W 1268 ¹ Lumen	XX.	XX	XX.	XX	99	00	00
			*SPOT 25°	19 W 1174 ¹ Lumen	XX.	XX	XX.	XX	09	00	00
			*SPOT 36°	19 W 1174 ¹ Lumen	XX.	XX	XX.	XX	25	00	00
			*SPOT 60°	19 W 1174 ¹ Lumen	XX.	XX	XX.	XX	36	00	00



Input voltage for all external power supply units and canopies is 90-277 VAC 47-63 Hz

Quantity Order No. LIGHT HEAD FLOOD 00 00

Quantity Order No. LIGHT HEAD SPOT 00 00

Flood and spot heads may be mixed within one structure

Quantity Order No. Accessories (page 2) 00 00 00 00

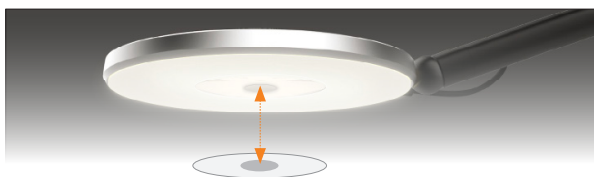
Handcrafted in Germany, certified quality | Intertek | Conforms to UL-STD 1598 Certified to CSA-STD C22.2 No.250.0-08 | IP 20 Protective rating | 180° Tilttable | 360° Rotatable | Light distribution direct | Protection class III: only suitable for very low voltage supply (<50V) | Luminaire suitable for mounting on ordinary flammable materials, which have an inflammation point of at least 200° C. / 392° F.

Technical data is subject to change. Errors and omissions excepted 1) Net lumen output: Losses due to diffusors and reflectors are considered. Lumen values refer to an ambient temperature of max. 35° C / 95° F. 2) Weight of lights without remote technical unit or canopy.

18.6.2018 AVVENI PENDANT 5

SNAP SYSTEM

Snap-on lenses only applicable for AVVENI LIGHT HEAD SPOT.

**BEAM ANGLE LENSES**

Spot-light lenses* magnetic snap-on lenses to change the beam angle

Beam Angle	Spot	Type No.:
17°	Spot	1174. 00. 00. 00. 00
25°	Spot	1163. 00. 00. 00. 00
36°	Spot	1164. 00. 00. 00. 00
60°	Spot	1165. 00. 00. 00. 00
13°	Spot asymmetrical 0-20°, consisting of 2 lenses	1177. 00. 00. 00. 00

Elliptical lens* magnetic snap-on lenses for asymmetrical light beam

10-36°	Ellipse*	1166. 00. 00. 00. 00
10-60°	Ellipse*	1175. 00. 00. 00. 00

Square lens* magnetic snap-on lenses for square light beam

36°-36°	Square*	1176. 00. 00. 00. 00
---------	---------	----------------------

*approx. 10% reduction of the lumen output

LIGHT COLOUR LENSES

Colour temperatur lenses* magnetic snap-on lenses that shift colour temperature

Starting light colour KELVIN (K)	2700	3000	4000	
CTO 1/4	2450	2700	3500	1160. 00. 00. 00. 00
CTO 1/2	2200	2400	3000	1161. 00. 00. 00. 00
CTO 3/4	2000	2200	2700	1162. 00. 00. 00. 00

*reduction of the lumen output : CTO 1/4 = 10%, CTO 1/2 = 25%, CTO 3/4 = 40%

ANTI GLARE PROTECTION

Louver snap - magnetic snap-on adaptor to eliminate high angle glare



1167. 00. 00. 00. 00

LENS SETS

Complete set:	3 x spot-light lenses, 1 x elliptical lens, 3 x light colour lenses, 1 x anti glare protection	1171. 00. 00. 00. 00
Beam Angle Set:	3 x spot-light lenses, 25°, 36°, 60°	1172. 00. 00. 00. 00
Light Colour Set:	3 x light colour lenses, CTO 1/4, CTO 1/2, CTO 3/4	1173. 00. 00. 00. 00

Combinations of up to three lenses are possible

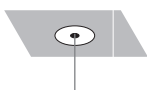
CASAMBI WALL SWITCH

CASAMBI wall-switch
CASAMBI wall-switch

white
black

207. 00. 00. 00. 11
207. 00. 00. 00. 10

Casambi wall-switch is a wireless user interface that can be configured via the Casambi app. The four target buttons can control a scene or an animation of the user's choice or simply one luminaire, one luminaire group or all lights together if so desired. Up to 4 groups may be separately programmed. It comes with a wall mounting plate. The switch can be attached to the plate as it is equipped with magnets.

Ceiling Fixation

Consisting of a cavity ceiling box with 80mm round metal cover.
Applicable to mounting version B.

white

200. 00. 00. 00. 11