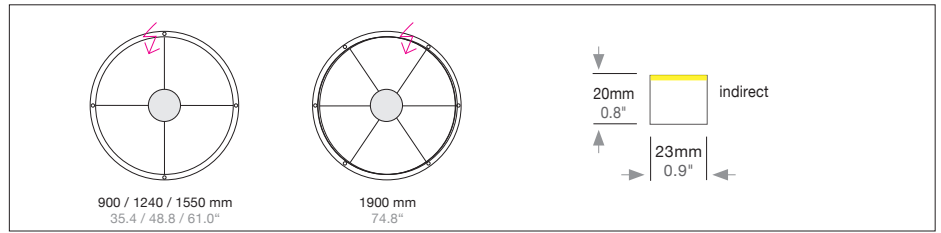
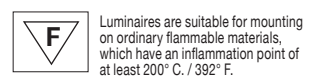
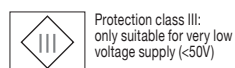


SLIM INDIRECT

Housing: Aluminium profile with integrated opal diffuser
Design: SATTLER

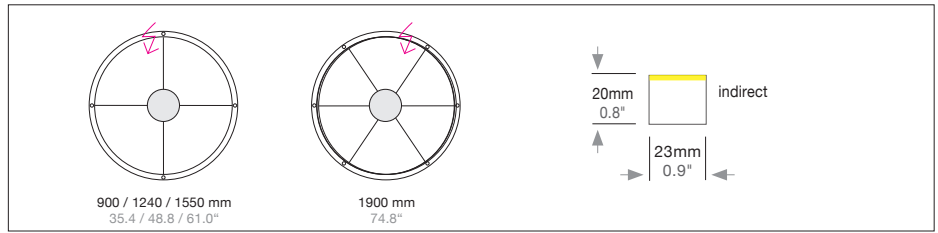


Size: Ø mm	Inches	LED Watt	Lumen ¹⁾	Weight ²⁾ kg/lbs	Item No.	LED	Dimming	LED	Finish	Power supply cable	Mounting version	
Ø 380 mm	15.0"	22	1.269	2.5 / 5.5	703.	X X.	X X.	X X.	X X.	X X X.	X	
Ø 600 mm	23.6"	32	2.192	3.0 / 6.6	704.	X X.	X X.	X X.	X X.	X X X.	X	
Ø 900 mm	35.4"	54	3.196	3.5 / 7.7	705.	X X.	X X.	X X.	X X.	X X X.	X	
Ø 1240 mm	48.8"	70	4.117	5.0 / 11.0	706.	X X.	X X.	X X.	X X.	X X X.	X	
Ø 1550 mm	61.0"	89	5.213	5.5 / 12.1	707.	X X.	X X.	X X.	X X.	X X X.	X	
Ø 1900 mm	74.8"	107	6.349	6.0 / 13.2	708.	X X.	X X.	X X.	X X.	X X X.	X	
LED												
24V CRI > 90												
Standard: Warm-white 3000 K						X X X.	30.	X X.	X X.	X X X.	X	
Optional: Neutral-white 4000 K Extra warm-white 2700 K						X X X.	40.	X X.	X X.	X X X.	X	
Tunable white* 2700 - 6500 K RGB colour control*						X X X.	80.	X X.	X X.	X X X.	X	
*only in combination with dimming DMX , DALI, CASAMBI						X X X.	60.	X X.	00.	X X X.	X	
Dimming												
Standard: Without Dimmer						X X X.	X X.	01.	00.	X X.	X X X.	X
Optional: DMX 1 - 10 V 0 - 10 V DALI CASAMBI ENOCEAN wireless push button						X X X.	X X.	31.	00.	X X.	X X X.	X
						X X X.	X X.	41.	00.	X X.	X X X.	X
						X X X.	X X.	51.	00.	X X.	X X X.	X
						X X X.	X X.	61.	00.	X X.	X X X.	X
						X X X.	X X.	81.	00.	X X.	X X X.	X
						X X X.	X X.	91.	00.	X X.	X X X.	X
Finish												
Standard: 12 white, powder coated, similar RAL 9003												
Optional (Powder coated): 11 white, similar RAL 9010												
10 black fine textured												
30 anthracite fine textured												
32 crocodile black												
33 sand silver fine textured												
34 bronze satined												
35 gold												
36 brass												
37 bronze fine textured												
38 copper												
Optional (Premium): 22 aluminium polished						X X X.	X X.	X X.	X X.	--	X X X.	X
27 brush-finished aluminium												
XX Custom finish												
Power supply cable												
Standard: 000 Without power cable Current-carrying F, R, T, K												
Optional: Z 70 Silver												
Z 71 white												
Z 72 grey												
Z 73 black												
Z 74 orange						X X X.	X X.	X X.	X X.	X X.	--	X
Z 75 red												
Z 76 green												



SLIM INDIRECT

Housing: Aluminium profile with integrated opal diffuser
 Design: SATTLER



Mounting version

			Standard 		
up to Ø 1550 mm / 61.0" 4-point suspension Ø 1900 mm / 74.8" 6-point suspension with external power supply unit in suspended ceiling	up to Ø 1550 mm / 61.0" 4-point suspension Ø 1900 mm / 74.8" 6-point suspension with external power supply unit in separate canopy	suspension through canopy	4/6 current-carrying steel cables. Not in combination with RGB	Suspension with current-carrying steel cables and cavity wall box. Not in combination with RGB.	Suspension with pendant canopy PB 366 and steel cables (a) 5000 mm / 196.8" + (b) 3000 mm / 118.1"
Suspension with pendant canopy PB 366 and current-carrying steel cables. (a) 5000 mm / 196.8" + (b) 3000 mm / 118.1" Not in combination with RGB.	Direct ceiling mounting 50mm / 1.9" with external power supply unit in suspended ceiling	Suspension point as clamping unit with 4/6 cables and remote technical unit in suspended ceiling.			

Item No.	LED	Dimming	LED	Finish	Power supply cable	Mounting version
X X X.	X X.	X X.	X X.	X X.	X X X	-

---	---	---	---	---	---	---
-----	-----	-----	-----	-----	-----	-----

Complete order number

A, B, G, R, K = Distance of external power supply unit to light fixture max. 10m / 394".

S, T, K, E, F = Minimum suspension height half the diameter of light fixture, maximum suspension height two times diameter of light fixture

Including steel cable suspension 3000mm/118" and/or power supply cable 3000mm/118" version S,T 5000 + 3000mm / 197"+118"

Power supply unit:

Type / Size mm / inch	For use with Mounting version	Protective rating
DE 1F 360 x 150 x 85 mm / 14.2 x 5.9 x 3.3"	A,G,R,K	IP 20

Input voltage for all external power supply units and canopy is 90-277 VAC 47-63 Hz

Canopy:

Type/ Size mm / inch	For use with Mounting version	Protective rating
DB 230 Ø 230 / 210 / 60 mm / 9.5 / 8.3 / 2.3"	B, E, F (up to Ø 900 mm)	IP 20
DB 290 Ø 290 / 260 / 60 mm / 11.4 x 10.2 / 2.3"	B, E, F (up to Ø 1550 mm)	IP 20
DB 350 Ø 350 / 320 / 60 mm / 13.7 x 12.5 / 2.3"	B, E, F (up to Ø 1900 mm)	IP 20
PB 366 Ø 90 H 366 mm / 3.5 x 14.4"	S, T	IP 20

Colour: 12 white, similar RAL 9003, contact factory for other finishes
 USA/Canada: Canopy mounts to 4" octagonal junction box.

Optional

not in combination **LED Spot Set of 2**
 2 x 4W/20°-40°, 400 Lumen, Light fixture and spots are switchable and dimmable together only

760. 67. 01. 06. 12. (white)
 760. 67. 01. 06. 22. (polished)

CASAMBI wall-switch

207. 00. 00. 00. 12. (white)
 207. 00. 00. 00. 10. (black)

Casambi wall-switch is a wireless user interface that can be configured via the Casambi app. The four target buttons can control a scene or an animation of the user's choice or simply one luminaire, one luminaire group or all lights together if so desired. Up to 4 groups may be separately programmed. It comes with a wall mounting plate. The switch may be also used on its own as it is attached to the wall plate using magnets.

Ceiling fixation for mounting version A, G 200. 00. 00. 00. 12. (white)

Consisting of a cavity ceiling box with 80mm round metal cover. Applicable to mounting version A., G.

