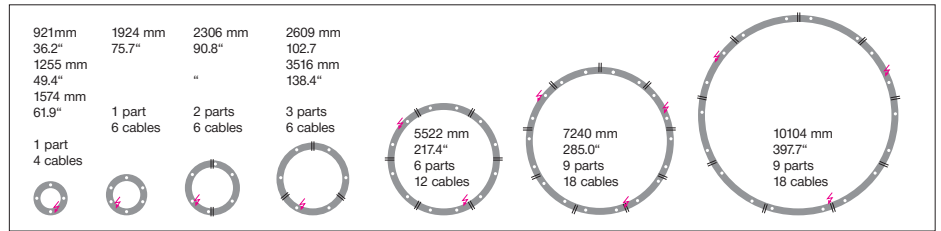


DUETTO DIRECT

Housing: Aluminium profile with integrated opal diffuser
Design: SATTLER



Sizes	Size: Ø mm	Inches	LED Watt	Lumen ¹⁾	Weight ²⁾ kg/lbs	Item No.	LED	Dimming	LED	Finish	Power supply cable	Mounting version	
	921 mm	36.2"	48	2.367	7,6 16.7	1629.	X X.	X X.	X X.	X X.	X X X.	X	
	1255 mm	49.4"	67	3.552	10,3 22.7	1630.	X X.	X X.	X X.	X X.	X X X.	X	
	1574 mm	61.9"	85	4.567	13,0 28.6	1631.	X X.	X X.	X X.	X X.	X X X.	X	
	1924 mm	75.7"	105	5.638	14,5 31.9	1632.	X X.	X X.	X X.	X X.	X X X.	X	
	2306 mm	90.8"	126	6.442	18,4 40.5	1633.	X X.	X X.	X X.	X X.	X X X.	X	
	2609 mm	102.7"	144	7.472	20,0 44.0	1634.	X X.	X X.	X X.	X X.	X X X.	X	
	3516 mm	138.4"	195	10.070	25,0 55.1	1635.	X X.	X X.	X X.	X X.	X X X.	X	
	5522 mm	217.4"	308	15.815	43,5 95.9	1636.	X X.	X X.	X X.	X X.	X X X.	X	
	7240 mm	285.0"	372	20.735	54,0 119.0	1637.	X X.	X X.	X X.	X X.	X X X.	X	
	10104 mm	397.7"	562	28.937	76,0 167.5	1638.	X X.	X X.	X X.	X X.	X X X.	X	
LED 24V CRI > 90		Standard:	Warm-white	3000 K		X X X X.	30.	X X.	X X.	X X.	X X X.	X	
		Optional:	Neutral-white Extra warm-white	4000 K 2700 K		X X X X. X X X X.	40. 27.	X X.	X X.	X X.	X X X.	X	
Dimming		Standard:	Without Dimmer			X X X X.	X X.	01.	00.	X X.	X X X.	X	
		Optional:	1 - 10 V 0 - 10 V DALI CASAMBI ENOCEAN wireless push button			X X X X. X X X X. X X X X. X X X X. X X X X.	X X. X X. X X. X X. X X.	41. 51. 61. 81. 91.	00. 00. 00. 00. 00.	X X. X X. X X. X X. X X.	X X X X. X X X X. X X X X. X X X X. X X X X.	X X X X X	
Finishes		Standard:	12 white, similar RAL 9003		Optional:	10 black fine textured	X X X.	X X.	X X.	X X.		X X X.	X
Power supply cable		Standard:	Z 70 Silver			X X X.	X X.	X X.	X X.	X X.	Z70.	X	

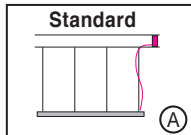
DUETTO DIRECT

Housing: Aluminium profile with integrated opal diffuser
Design: SATTLER

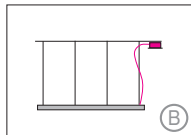


921mm 36.2" 1255 mm 49.4" 1574 mm 61.9"	1924 mm 75.7"	2306 mm 90.8"	2609 mm 102.7" 3516 mm 138.4"							
1 part 4 cables	1 part 6 cables	2 parts 6 cables	3 parts 6 cables	5522 mm 217.4" 6 parts 12 cables	7240 mm 285.0" 9 parts 18 cables	10104 mm 397.7" 9 parts 18 cables				

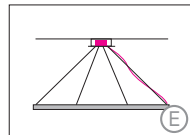
Mounting version



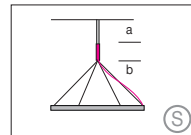
up to Ø 1574 mm / 61.9"
4-point suspension
up to Ø 3516 mm / 138.4"
6-point suspension
with external power supply
unit in suspended ceiling
up to Ø 5522 mm / 217.4"
12-point suspension



up to Ø 1574 mm / 61.0"
4-point suspension
up to Ø 3516 mm / 138.4"
6-point suspension
with external power supply
unit in separate canopy



up to Ø 1924 mm / 75.7"
suspension through canopy



up to Ø 1924 mm / 75.7"
suspension with pendant
canopy and steel cables
(a) 5000 mm / 196.8" +
(b) 3000 mm / 118.1"

Item No.	LED	Dimming	LED	Finish	Power supply cable	Mounting version
X X X.	X X.	X X.	X X.	X X.	X X X	-

Ø 7240 - 10019 mm on request

A, B = Distance of external power supply unit to light fixture max. 10m / 394"

E, S = Minimum suspension height is half the diameter of light fixture, maximum suspension height two times diameter of light fixture

Including steel cable suspension 3000mm/118" and/or power supply cable 3000mm/118" version S 5000 + 3000mm / 197"+118"



---	---	---	---	---	---	---
-----	-----	-----	-----	-----	-----	-----

Complete order number

Power supply units:		Type / Size mm / inch L x W x H	For use with Mounting version	Protective rating
	DE 1F	360 x 150 x 85 mm / 14.2 x 5.9 x 3.3"	A (up to Ø 1924 mm)	IP 20
	DE 2F	360 x 300 x 85 mm / 14.2 x 11.8 x 3.3"	A (up to Ø 3516 mm)	IP 20
	DE 3F	360 x 400 x 85 mm / 14.2 x 15.7 x 3.3"	A (up to Ø 5522 mm)	IP 20

Further sizes on request

Input voltage for all external power supply units and canopy is 90-277 VAC 47-63 Hz

Canopy:		Type/ Size mm / inch Ø cover plate / body / H	For use with Mounting version	Protective rating
	DB 230	Ø 230 / 210 / 60 mm / 9.5 / 8.3 / 2.3"	B, E (Ø 921 mm)	IP 20
	DB 290	Ø 290 / 260 / 60 mm / 11.4 x 10.2 / 2.3"	B, E (up to Ø 1924 mm)	IP 20
	DB 350	Ø 350 / 320 / 60 mm / 13.7 x 12.5 / 2.3"	B (up to Ø 3516 mm)	IP 20
	PB 366	Ø 90 H 366 mm / 3.5 x 14.4"	S (up to Ø 1924 mm)	IP 20

Colour: 12 white, similar RAL 9003, contact factory for other finishes
USA/Canada: Canopy mounts to 4" octagonal junction box.

Optional



CASAMBI wall-switch

Casambi wall-switch is a wireless user interface that can be configured via the Casambi app. The four target buttons can control a scene or an animation of the user's choice or simply one luminaire, one luminaire group or all lights together if so desired. Up to 4 groups may be separately programmed. It comes with a wall mounting plate. The switch may be also used on its own as it is attached to the wall plate using magnets.

Ceiling fixation for mounting version A

Consisting of a cavity ceiling box with 80mm round metal cover. Applicable to mounting version A..

207. 00. 00. 00. 12. (white)

207. 00. 00. 00. 10. (black)

200. 00. 00. 00. 12. (white)



Handcrafted in
Germany,
certified quality



Conforms to
UL-STD 1598
Certified to
CSA-STD C22.2
No.250.0-08



Protective rating
luminaire



Direct
light distribution



Protection class III:
only suitable for very low
voltage supply (<50V)



Luminaires are suitable for mounting
on ordinary flammable materials,
which have an inflammation point of
at least 200° C. / 392° F.