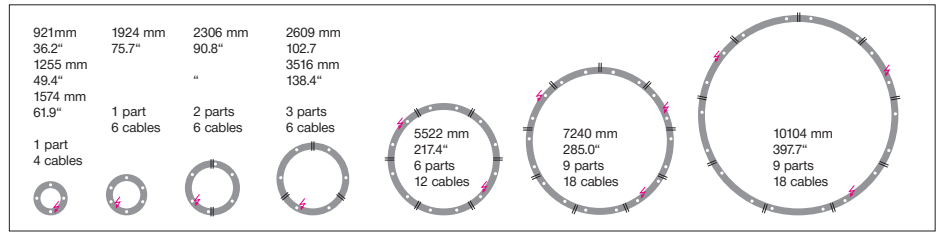


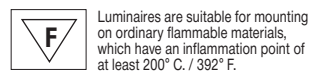
SATTLER

DUETTO DIRECT / INDIRECT

Housing: Aluminium profile with integrated opal diffuser
Design: SATTLER



Size	Size: L x W x H mm	Inches	LED Watt direct/indirect	Lumen ¹⁾ direct/indirect	Weight ²⁾ kg/lbs	Item No.	LED	Dimming	LED	Finish	Power supply cable	Mounting version
	Ø 921 mm	36.2"	48 / 16	2.367 / 787	7,0 15,4	1629.	XX.	XX.	XX.	XX.	XXX.	X
	Ø 1255 mm	49.4"	67 / 22	3.552 / 1.135	9,5 20,9	1630.	XX.	XX.	XX.	XX.	XXX.	X
	Ø 1574 mm	61.9"	85 / 28	4.567 / 1.430	13,0 28,6	1631.	XX.	XX.	XX.	XX.	XXX.	X
	Ø 1924 mm	75.7"	105 / 35	5.638 / 1.768	13,5 29,7	1632.	XX.	XX.	XX.	XX.	XXX.	X
	Ø 2306 mm	90.8"	126 / 42	6.442 / 2.139	17,0 37,4	1633.	XX.	XX.	XX.	XX.	XXX.	X
	Ø 2609 mm	102.7"	144 / 48	7.472 / 2.387	18,5 40,7	1634.	XX.	XX.	XX.	XX.	XXX.	X
	Ø 3516 mm	138.4"	195 / 65	10.070 / 3.127	23,0 50,7	1635.	XX.	XX.	XX.	XX.	XXX.	X
	Ø 5522 mm	217.4"	308 / 103	15.815 / 5.052	40,0 88,1	1636.	XX.	XX.	XX.	XX.	XXX.	X
	Ø 7240 mm	285.0"	372 / 137	20.735 / 6.624	50,0 110,2	1637.	XX.	XX.	XX.	XX.	XXX.	X
	Ø 10104 mm	397.7"	562 / 188	28.937 / 9.244	70,0 154,3	1638.	XX.	XX.	XX.	XX.	XXX.	X
LED 24V CRI > 90		Standard:	Warm-white	3000 K		XXXX.	30.	XX.	30.	XX.	XXX.	X
		Optional:	Neutral-white	4000 K		XXXX.	40.	XX.	40.	XX.	XXX.	X
			Extra warm-white	2700 K		XXXX.	27.	XX.	27.	XX.	XXX.	X
Direct and indirect light are switchable and dimmable together only.												
Dimming		Standard:	Without Dimmer			XXXX.	XX.	02.	00.	XX.	XXX.	X
		Optional:	1 - 10 V			XXXX.	XX.	42.	00.	XX.	XXX.	X
			0 - 10 V			XXXX.	XX.	52.	00.	XX.	XXX.	X
			DALI			XXXX.	XX.	62.	00.	XX.	XXX.	X
			CASAMB			XXXX.	XX.	82.	00.	XX.	XXX.	X
			ENOCEAN wireless push button			XXXX.	XX.	92.	00.	XX.	XXX.	X
Finishes		Standard:	12 white, similar RAL 9003			XXX.	XX.	XX.	XX.	---	XXX.	X
		Optional:	10 black fine textured									
Power supply cable		Standard:	Z 70 Silver			XXX.	XX.	XX.	XX.	XX.	Z70.	X



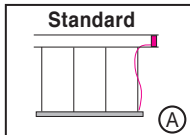
DUETTO DIRECT / INDIRECT

Housing: Aluminium profile with integrated opal diffuser
Design: SATTLER

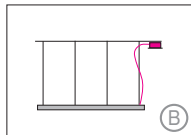


921mm 36.2" 1255 mm 49.4" 1574 mm 61.9"	1924 mm 75.7"	2306 mm 90.8"	2609 mm 102.7" 3516 mm 138.4"							
1 part 4 cables	1 part 6 cables	2 parts 6 cables	3 parts 6 cables	5522 mm 217.4" 6 parts 12 cables	7240 mm 285.0" 9 parts 18 cables	10104 mm 397.7" 9 parts 18 cables				

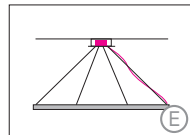
Mounting version



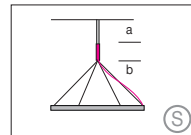
up to Ø 1574 mm / 61.9"
4-point suspension
up to Ø 3516 mm / 138.4"
6-point suspension
with external power supply
unit in suspended ceiling
up to Ø 5522 mm / 217.4"
12-point suspension



up to Ø 1574 mm / 61.0"
4-point suspension
up to Ø 3516 mm / 138.4"
6-point suspension
with external power supply
unit in separate canopy



up to Ø 1924 mm / 75.7"
suspension through canopy



up to Ø 2609 mm / 75.7"
suspension with pendant
canopy and steel cables
(a) 5000 mm / 196.8" +
(b) 3000 mm / 118.1"

Item No.	LED	Dimming	LED	Finish	Power supply cable	Mounting version
X X X.	X X.	X X.	X X.	X X.	X X X	-

Ø 7240 - 10019 mm on request

A, B = Distance of external power supply unit to light fixture max. 10m / 394"

E, S = Minimum suspension height is half the diameter of light fixture, maximum suspension height two times diameter of light fixture

Including steel cable suspension 3000mm/118" and/or power supply cable 3000mm/118" version S 5000 + 3000mm / 197"+118"

Complete order number

---	---	---	---	---	---	---
-----	-----	-----	-----	-----	-----	-----

Power supply units:		Type / Size mm / inch L x W x H	For use with Mounting version	Protective rating
	DE 1F	360 x 150 x 85 mm / 14.2 x 5.9 x 3.3"	A (up to Ø 1574 mm)	IP 20
	DE 2F	360 x 300 x 85 mm / 14.2 x 11.8 x 3.3"	A (up to Ø 2609 mm)	IP 20
	DE 3F	360 x 400 x 85 mm / 14.2 x 15.7 x 3.3"	A (up to Ø 3516 mm)	IP 20
	2x DE 3F	360 x 400 x 85 mm / 14.2 x 15.7 x 3.3"	A (Ø 5522 mm)	IP 20
Further sizes on request				

Canopy:		Type/ Size mm / inch Ø cover plate / body / H	For use with Mounting version	Protective rating
	DB 230	Ø 230 / 210 / 60 mm / 9.5 / 8.3 / 2.3"	B, E (Ø 921 mm)	IP 20
	DB 290	Ø 290 / 260 / 60 mm / 11.4 x 10.2 / 2.3"	B, E (up to Ø 1574 mm)	IP 20
	DB 350	Ø 350 / 320 / 60 mm / 13.7 x 12.5 / 2.3"	B, E (up to Ø 2609 mm)	IP 20
	DB 510	Ø 510 / 470 / 60 mm / 20.0 x 18.5 / 2.3"	B (up to Ø 3516 mm)	IP 20
	PB 366	Ø 90 H 366 mm / 3.5 x 14.4"	S (up to Ø 1574 mm)	IP 20
	PB 656	Ø 90 H 656 mm / 3.5 x 25.8"	S (up to Ø 2609 mm)	IP 20
Colour: 12 white, similar RAL 9003, contact factory for other finishes USA/Canada: Canopy mounts to 4" octagonal junction box.				

Input voltage for all external power supply units and canopy is 90-277 VAC 47-63 Hz

Optional



CASAMBI wall-switch

Casambi wall-switch is a wireless user interface that can be configured via the Casambi app. The four target buttons can control a scene or an animation of the user's choice or simply one luminaire, one luminaire group or all lights together if so desired. Up to 4 groups may be separately programmed. It comes with a wall mounting plate. The switch may be also used on its own as it is attached to the wall plate using magnets.

Ceiling fixation for mounting version A

Consisting of a cavity ceiling box with 80mm round metal cover. Applicable to mounting version A..

207. 00. 00. 00. 12. (white)
207. 00. 00. 00. 10. (black)

200. 00. 00. 00. 12. (white)



Conforms to
UL-STD 1598
Certified to
CSA-STD C22.2
No.250.0-08

