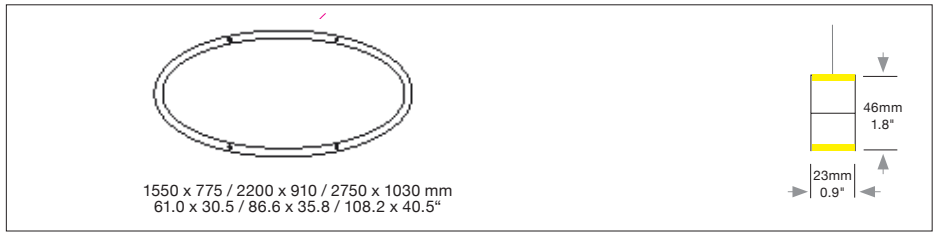

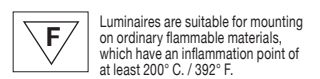
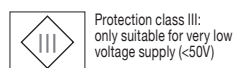


DOPPIO ELLIPSE DIRECT / INDIRECT

Housing: Aluminium profile with integrated opal diffusers
Design: SATTLER

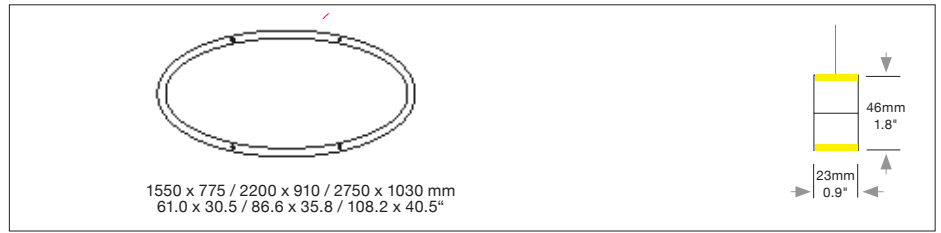



Size: L x W mm	Inches	LED Watt direct / indirect	Lumen ¹⁾ direct / indirect	Weight ²⁾ kg/lbs	Item No.	LED	Dimming	LED	Finish	Power supply cable	Mounting version
Sizes											
1550 x 775 mm	61.0 x 30.5"	70/26	4.110 / 1.519	6 / 13.2	1091.	x x .	x x .	x x .	x x .	x x x .	x
2200 x 910 mm	86.6 x 35.8"	89/37	5.241 / 2.136	7 / 15.4	1092.	x x .	x x .	x x .	x x .	x x x .	x
2750 x 1030 mm	108.2 x 40.5"	115/50	6.812 / 2.935	9 / 19.8	1093.	x x .	x x .	x x .	x x .	x x x .	x
Direct and indirect light separately switchable. If ordered with dimmer also separately dimmable											
Indirect											
Direct LED		Standard: Warm-white	3000 K		x x x .	30.	x x .	x x .	x x .	x x x .	x
24V CRI > 90		Optional: Neutral-white	4000 K		x x x .	40.	x x .	x x .	x x .	x x x .	x
		Extra warm-white	2700 K		x x x .	27.	x x .	x x .	x x .	x x x .	x
Indirect LED		Standard: Warm-white	3000 K		x x x .	x x .	x x .	30.	x x .	x x x .	x
24V CRI > 90		Optional: Neutral-white	4000 K		x x x .	x x .	x x .	40.	x x .	x x x .	x
		Extra warm-white	2700 K		x x x .	x x .	x x .	27.	x x .	x x x .	x
Indirect light is significantly weaker than direct light output		RGB colour control* only in combination with dimming DMX, DALI, CASAMBI			x x x .	x x .	x x .	60.	x x .	x x x .	x
Dimming		Standard: Without Dimmer			x x x .	x x .	02.	x x .	x x .	x x x .	x
		Optional:	DMX		x x x .	x x .	32.	x x .	x x .	x x x .	x
			1 - 10 V		x x x .	x x .	42.	x x .	x x .	x x x .	x
			0 - 10 V		x x x .	x x .	52.	x x .	x x .	x x x .	x
			DALI		x x x .	x x .	62.	x x .	x x .	x x x .	x
			CASAMBI		x x x .	x x .	82.	x x .	x x .	x x x .	x
			ENOCEAN wireless push button		x x x .	x x .	92.	x x .	x x .	x x x .	x
Finish											
Standard:		12	white, powder coated, similar RAL 9003								
		Optional (Powder coated):									
		11	white, similar RAL 9010								
		10	black fine textured								
		30	anthracite fine textured								
		32	crocodile black								
		33	sand silver fine textured								
		34	bronze satined								
		35	gold								
		36	brass								
		37	bronze fine textured								
		38	copper								
		Optional (Premium):									
		22	aluminium polished		x x x .	x x .	x x .	x x .	---	x x x .	x
		27	brush-finished aluminium								
		XX	Custom finish								
Power supply cable											
Standard:		Z 70	Silver								
		Optional:									
		Z 71	white								
		Z 72	grey								
		Z 73	black								
		Z 74	orange								
		Z 75	red								
		Z 76	green								
		000	Without power cable		x x x .	x x .	x x .	x x .	x x .	---	x
			Current-carrying F, R, T, K								

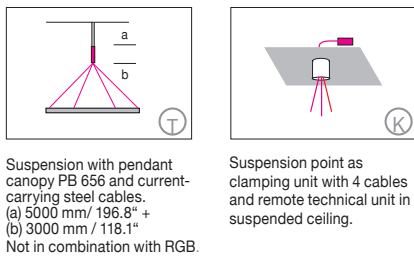
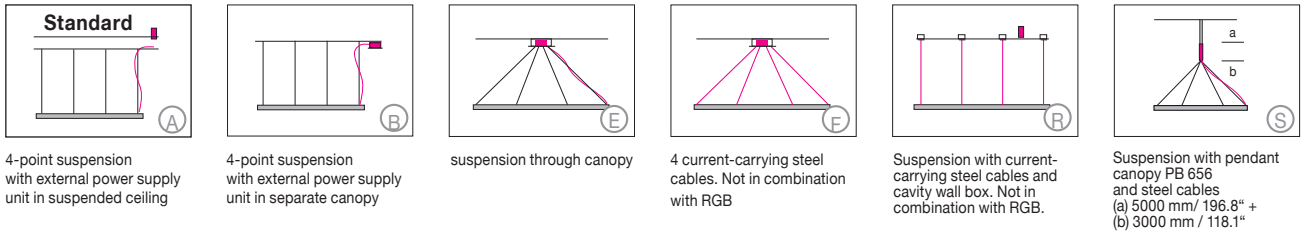


DOPPIO ELLIPSE DIRECT / INDIRECT

Housing: Aluminium profile with integrated opal diffusers
Design: SATTLER



Mounting version

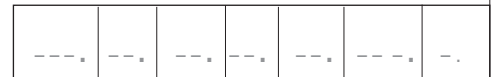


Item No.	LED	Dimming	LED	Finish	Power supply cable	Mounting version
X X X.	X X.	X X.	X X.	X X.	X X X	- .

A, B, G, H, R = Distance of external power supply unit to light fixture max. 10m / 394".

E, F, S, T, K = Minimum suspension height half the diameter of light fixture, maximum suspension height two times diameter of light fixture

Including steel cable suspension 3000mm/118"; version S,T 5000 + 3000mm / 197"+118" and/or power supply cable 5000mm/197"



Complete order number

Power supply unit

Type / Size mm / inch	For use with Mounting version	Protective rating
DE 2F 360 x 300 x 85 mm / 14.2 x 11.8 x 3.3"	A,R,K	IP 20

Input voltage for all external power supply units and canopy is 90-277 VAC 47-63 Hz

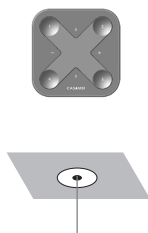
Canopy

Type/ Size mm / inch	For use with Mounting version	Protective rating
DB 350 Ø 350 / 320 / 60 mm / 13.7 x 12.5 / 2.3"	B, E, F	IP 20
PB 656 Ø 90 H 656 mm / 3.5 x 25.8"	S, T	IP 20

Colour: 12 white, similar RAL 9003, contact factory for other finishes
USA/Canada: Canopy mounts to 4" octagonal junction box.

Ø body 90 mm / 3.5 "

Optional



CASAMBI wall-switch

207. 00. 00. 00. 12. (white)
207. 00. 00. 00. 10. (black)

Casambi wall-switch is a wireless user interface that can be configured via the Casambi app. The four target buttons can control a scene or an animation of the user's choice or simply one luminaire, one luminaire group or all lights together if so desired. Up to 4 groups may be separately programmed. It comes with a wall mounting plate. The switch may be also used on its own as it is attached to the wall plate using magnets.

Ceiling fixation for mounting version A

200. 00. 00. 00. 12. (white)

Consisting of a cavity ceiling box with 80mm round metal cover. Applicable to mounting version A.

Handcrafted in Germany, certified quality	Conforms to UL-STD 1598 Certified to CSA-STD C22.2 No.250.0-08	Protective rating of luminaire	Direct / indirect light distribution	Protection class III: only suitable for very low voltage supply (<50V)	Luminaires are suitable for mounting on ordinary flammable materials, which have an inflammation point of at least 200° C. / 392° F.
---	--	--------------------------------	--------------------------------------	--	--