















PALADIO PRISM 35

Housing: Aluminium profile with integrated microprismatic diffuser and power supply
 Design: SATTLER

Accessories

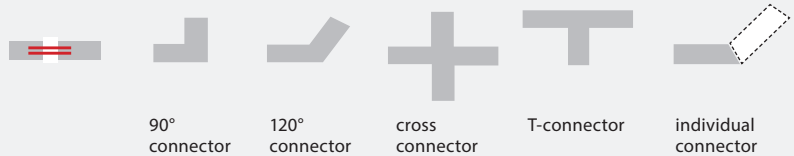
		Item No.	Quantity	
Connection box Surface mounted connection box + support of steel cable suspension 220 - 240 VAC/DALI  L: 70 mm W: 70 mm H: 30 mm	 12 white powder coated RAL 9003	2002.00.00.00.00. 12	_____	
	 60 silver anodised	2002.00.00.00.00. 60	_____	
	 62 black anodised	2002.00.00.00.00. 62	_____	
	 65 champ. gold anodised	2002.00.00.00.00. 65	_____	
	 66 bronze anodised	2002.00.00.00.00. 66	_____	
	End caps for system luminaire Set of two	Surface mounted	 60 silver anodised	2245.00.00.00.00. 60
Pendant		 62 black anodised	2245.00.00.00.00. 62	_____
		 65 champ. gold anodised	2245.00.00.00.00. 65	_____
		 66 bronze anodised	2245.00.00.00.00. 66	_____
Recessed		 60 silver anodised	2246.00.00.00.00. 60	_____
		 62 black anodised	2246.00.00.00.00. 62	_____
		 65 champ. gold anodised	2246.00.00.00.00. 65	_____
		 66 bronze anodised	2246.00.00.00.00. 66	_____
Power supply cable	Power supply cable PVC transparent 1800 mm	2000.00.00.00.00. 00	_____	
	Power supply cable PVC transparent 3300 mm	2001.00.00. 00. 00. 00	_____	
Connector set The connector set is to be ordered separately in the respective quantity for each connection point. Connector Set consists of components for mechanical, optical and electrical connection, see page 4	symmetrical diffuser	Surface mounted	2247.0P.00.00.00. 00	_____
	PRISM LENS TRACK	Recessed	2248.0V.00.00.00. 00	_____
		Pendant	2249.0A.00.00.00. 00	_____

PALADIO CONNECT Connection elements



Please order PALADIO CONNECT elements for system luminaires with separate specification sheet

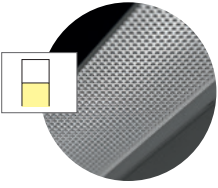






Connector Set






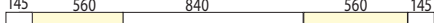
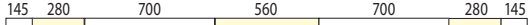


Technical information

L x W x H mm Item No. System luminaires

Direct side microprism - full surface illumination

	1130 x 35 x 70 mm	2280.	
	1410	2281.	
	2250	2282.	
	2810	2283.	
	3370	2284.	
	3930	2285.	

Indirect side opal diffuser - illumination by segments

	1130 x 35 x 70 mm	2280.	
	1410	2281.	
	2250	2282.	
	2810	2283.	
	3370	2284.	
	3930	2285.	

Dimmensions in mm

Input voltage 220 - 240 VAC 50/60 Hz

Maximum series connection

B 16A Circuit breaker (2,5 mm²)
 luminaire size up to 3m = 14 pcs.
 from 3m = 7 pcs.

B 10A Circuit breaker (1,5 mm²)
 luminaire size up to 3m = 8 pcs.
 from 3m = 4 pcs.

DALI programming

The table on the right shows the amount of DALI addresses necessary per fixture

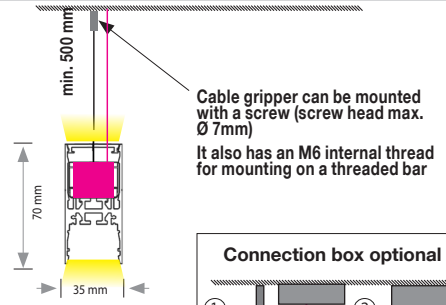
			direct light only	direct / indirect light
1130	1410	2250	1	1
2810	3370		1	2
3930			2	2

PALADIO PRISM 35

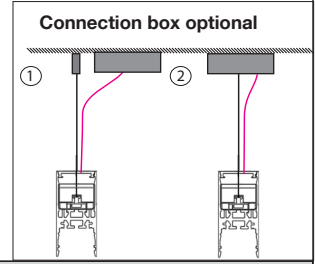
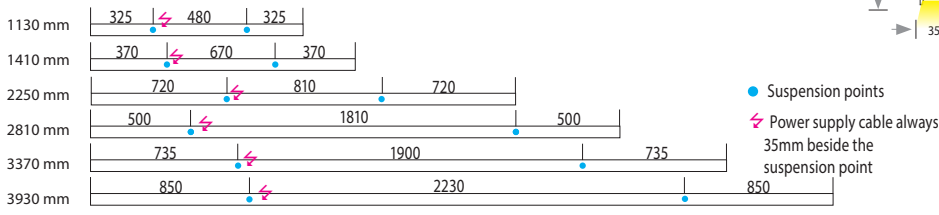
Mounting versions

0A - Pendant luminaire

- Suspended with height adjustable steel cables (1500 mm or 3000 mm), adjustment to be done on ceiling
- Recommended minimum distance to ceiling for luminaires with indirect light is 500 mm to achieve even illumination
- Power supply integrated in luminaire.
- Position of suspension points can be repositioned on-site if necessary (within limits, please check with our office)
- Power supply cable included for single luminaires
- **Connection box optional**



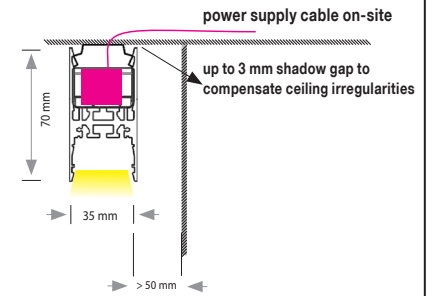
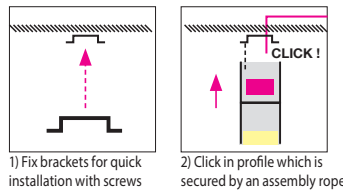
Suspension points



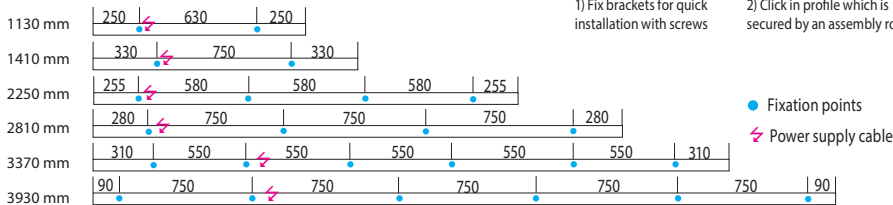
Dimensions in mm

0P - Surface mounted luminaire

- Surface mounting with mounting brackets
- Position of mounting brackets can be adjusted on-site if necessary
- Power supply cable not included
- Power supply and terminal clamp integrated in luminaire
- Minimal distance to wall and other objects 50 mm
- Position of power supply outlet flexible



Fixation points

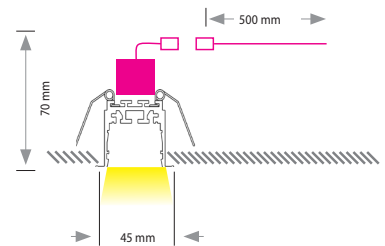


Dimensions in mm

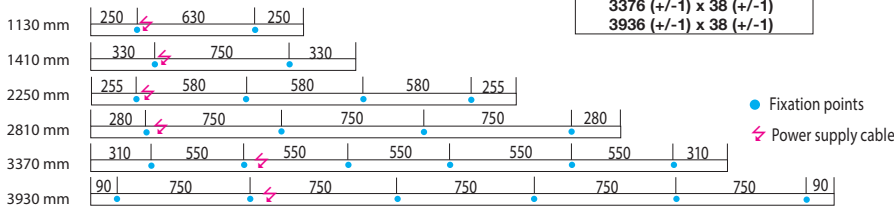
0V - Recessed luminaire with frame

- Luminaire with springs for easy mounting in plasterboard ceiling
- Delivery with quick mounting plug (Adels AC 164/5) incl. 500 mm connection cable
- Up to ceiling thickness of 35 mm
- Fixation points can be adapted on-site if necessary

Ceiling cut-out dimensions in mm	
1136 (+/-1)	x 38 (+/-1)
1416 (+/-1)	x 38 (+/-1)
2256 (+/-1)	x 38 (+/-1)
2816 (+/-1)	x 38 (+/-1)
3376 (+/-1)	x 38 (+/-1)
3936 (+/-1)	x 38 (+/-1)



Fixation points

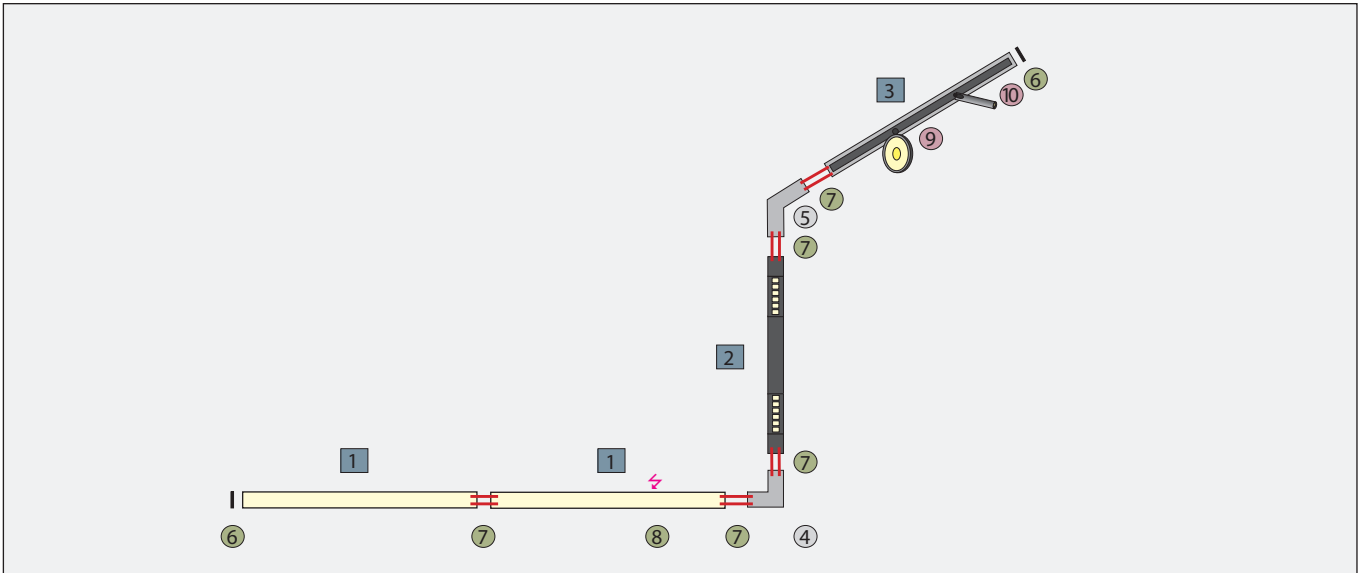


Dimensions in mm

PALADIO SYSTEM

ORDER EXAMPLE

The diverse components of the PALADIO series give you the possibility to create your individually designed PALADIO SYSTEM LUMINAIRE. The illustration below shows only one of the various possibilities offered by the PALADIO System.



Luminaires	Connectors	Accessories	Light elements (TRACK)
<ul style="list-style-type: none"> 1 PRISM 1130 mm 2 LENS 1410 mm 3 TRACK 1410 mm 	<ul style="list-style-type: none"> 4 90° connector 5 120° connector 	<ul style="list-style-type: none"> 6 End caps 7 Connector Set 8 Power supply cable 	<ul style="list-style-type: none"> 9 AVVENI SPOT 10 FINO SPOT 2